


## BURG MACHINERY EOOD


BALANCE SHEET  
AT DECEMBER 31th 2011

Asset	Appendix	31.12.2011 BGN'000	31.12.2010 BGN'000
<b>Non current assets</b>			
Property, plant and equipment	1.1.	235	254
<b>Non current assets in total</b>		<b>235</b>	<b>254</b>
<b>Current assets</b>			
Trade and other receivables	1.2.	905	1,919
Tax receivables	1.3.	161	31
Cash and cash equivalents	1.4.	7	6
<b>Current assets in total</b>		<b>1,073</b>	<b>1,956</b>
<b>Sum of the assets</b>		<b>1,308</b>	<b>2,210</b>
<b>LIABILITIES</b>			
<b>Share capital</b>	1.5.1.	5	5
<b>Reserves</b>	1.5.2.	422	422
<b>Financial result</b>	1.5.3.	15	1,449
Run up profits/losses		8	8
Profit/loss for the year		7	1,441
<b>Total equity</b>		<b>442</b>	<b>1,876</b>
<b>Non current liabilities</b>		-	-
<b>Current liabilities</b>			
Current financial liabilities	1.6.	8	9
Trade and other liabilities	1.7.	6	325
Dividends payable	1.8.	852	
Liabilities related to the personnel			
<b>Current liabilities</b>		<b>866</b>	<b>334</b>
<b>Total equity and liabilities</b>		<b>1,308</b>	<b>2,210</b>

Represented by:  
Igor Baranskiy




Compiled by:  
Elena Petkova



Auditor  
Stefan Koradov, registered auditor




Plovdiv, February 10, 2012

BURG MACHINERY EOOD

AT DECEMBER 31st 2011

CHANGES IN EQUITY

	Share capital	Reserves	Run up profits / losses	Total
	BGN'000	BGN'000	BGN'000	BGN'000
Balance at January 1st 2010	5	422	1,658	2,085
Net profit of the period	-		1,441	1,441
Transfer into non-distributed profit				-
Shared profit			(1,650)	(1,650)
<b>Balance at December 31st 2010</b>	<b>5</b>	<b>422</b>	<b>1,449</b>	<b>1,876</b>
Net profit of the period			7	7
Transfer into non-distributed profit				-
Shared profit			(1,441)	(1,441)
<b>Balance at December 31st 2011</b>	<b>5</b>	<b>422</b>	<b>15</b>	<b>442</b>


Represented by:  
Igor Baranskiy




Compiled by:  
Elena Petkova



Auditor  
Stefan Koradov, registered auditor




Plovdiv, February 10, 2012

**BURG MACHINERY EOOD**  
**CASH FLOW STATEMENT**  
**AT DECEMBER 31th 2011**

	31.12.2011	31.12.2010
	BGN'000	BGN'000
<b>Cash flows from operating activities</b>		
Returns from clients and other debtors	898	471
Payments to suppliers and other creditors	(50)	(76)
Payments to the personnel and for social insurance	-	-
Paid shared profit	(391)	-
Paid taxes ( excluding income tax)	(325)	(2)
Income tax paid	(130)	(167)
Paid/received bank fees and interest	-	(172)
Other operating payments - net	-	-
<b>Net cash flows from operation activities</b>	<b>2</b>	<b>54</b>
<b>Cash flows from invetsment activities</b>		
Purchases of long term assets	-	-
<b>Net cash used in the investment activities</b>	<b>-</b>	<b>-</b>
<b>Cash flows from financial activities</b>		
Other financial paymtns	(1)	-
Received interests on given loans to the third parties	-	(195)
Received interests	-	1
<b>Net cash flows from financial activities</b>	<b>(1)</b>	<b>(194)</b>
<b>Net increase (decrease) in cash</b>	<b>1</b>	<b>(140)</b>
<b>Cash and cash equivalents at the beginning of the period</b>	<b>6</b>	<b>146</b>
<b>Cash and cash equivalents at the end of the period</b>	<b>7</b>	<b>6</b>


Represented by:  
Igor Baranskiy




Compiled by:  
Elena Petkova



Auditor  
Stefan Koradov, registered auditor




Plovdiv, February 10, 2012

**BURG MACHINERY EOOD**  
**INCOME STATEMENT**  
**AT DECEMBER 31th 2011**

		31.12.2011	31.12.2010
	<i>Appendix</i>	BGN'000	BGN'000
Sales	2.1.	39	1,630
Cost of sales	2.4.	(19)	(82)
<b>Gross profit</b>		<b>20</b>	<b>1,548</b>
Other operating income	2.2.		39
Administrative expenses	2.5	(13)	
Financial income ( expenses) - net	2.3.	1	14
<b>Profit before income tax</b>		<b>8</b>	<b>1,601</b>
<i>Income tax</i>		<i>(1)</i>	<i>(160)</i>
<b>Net profit for the period</b>		<b>7</b>	<b>1,441</b>
<b>Other overall income for the period</b>		<b>-</b>	<b>-</b>
<b>Total overall income for the period</b>		<b>7</b>	<b>1,441</b>


Represented by:  
Igor Baranskiy




Compiled by:  
Elena Petkova



Auditor  
Stefan Koradov, registered auditor



Plovdiv, February 10, 2012